

Women & Girls in the Mildura region

A snapshot of gender equality in our region.

Population Overview



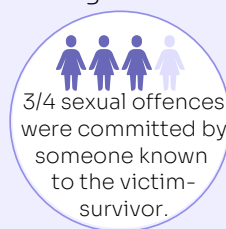
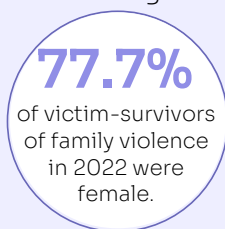
In 2021, there were 28,932 women and girls living in the Mildura region, from a total population of 56,972. Of these, 4.8% of women and girls identified as Aboriginal or Torres Strait Islander, while 13.3% were born overseas.

Age distribution of females living in the Mildura region



Violence Against Women

Although preventable, gender-based violence and family violence are significant challenges in the Mildura region.



Sexual & Reproductive Health



681

babies were born in Mildura during 2021.

Both the birth rate and the adolescent birth rate were higher than the state average.

65.1
/1000

women of child-bearing age

18.6
/1000

women & girls aged 13-19

Chlamydia was the most diagnosed STI in 2020.

However, the rate was lower than the VIC average.

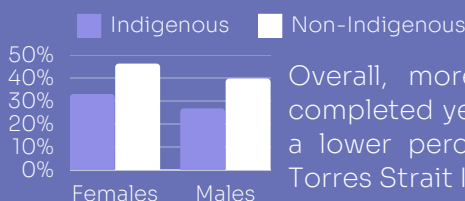


In 2020, the uptake of modern contraception (IUDs and Implanon) was higher than the state LGA average.

Education



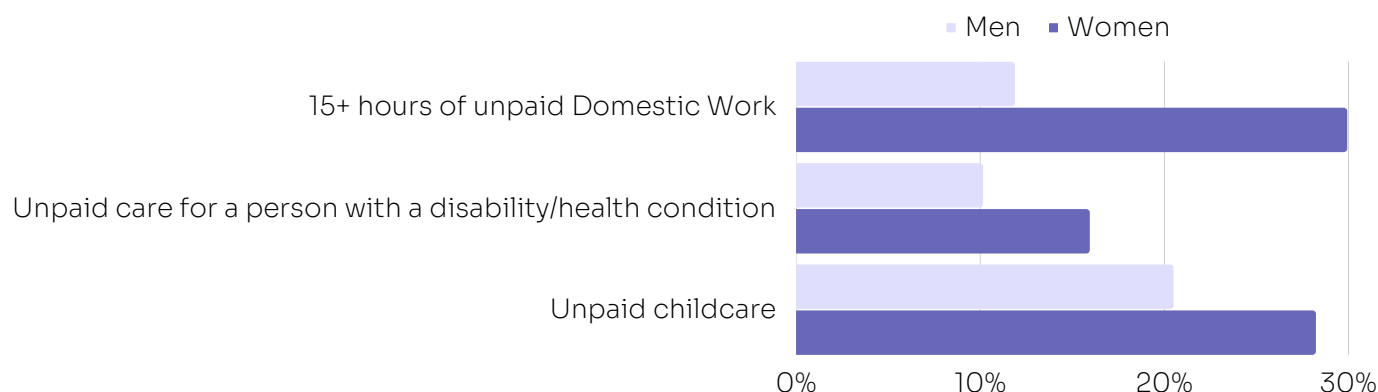
Of all Mildura students enrolled in tertiary education, approximately 62.7% were female.



Overall, more females than males have completed year 12 or equivalent. However, a lower percentage of Aboriginal and/or Torres Strait Islanders have completed it.

Care & Unpaid Work

Women in Mildura do more care and unpaid work than the men do. In 2021:



Mental Health & Well-being


Women and girls in Mildura experience high rates of mental health and well-being challenges. In 2021:

18.9%
of Aboriginal and/or Torres Strait Islander women & girls

12.4%
of Non-Indigenous women & girls in Mildura.

reported living with a long-lasting mental health condition

During COVID-19 lockdowns,, women in Victoria were more likely than men to feel:



Employment

Women in Mildura are still not equal in the workplace. In 2021:

56.9% of women had a weekly income of **≤\$799** vs 44.4% of men.

43.7% of women worked **Full-Time** compared to 68.2% of men.

Women represented 34.7% of general **managers** while 65.4% were men.

Perceptions of Safety

When asked how they felt walking home alone at night, only 33.3% of women in Mildura indicated that they felt safe.



Local Council



The current Local Council of Mildura Rural City includes 2 women and 7 men. The position of mayor is currently held by a man.

Useful Resources

Mildura Rural City Council – Gender Equality
<https://www.mildura.vic.gov.au/Community/Gender-equality>

Safe and Strong: The Victorian Gender Equality Strategy
https://www.vic.gov.au/sites/default/files/2018-05/Safe-and-Strong-Victorian_Gender_Equality_Strategy.pdf

Change the Story: Our Watch
<https://www.ourwatch.org.au/change-the-story/>

Support Services

The Orange Door in Mallee
9am-5pm Monday-Friday
1800 290 943
113 Madden Avenue, Mildura 3500

Mallee Domestic Violence Services
24/7
1800 290 943
144-146 Lime Ave, Mildura VIC 3500

1800 RESPECT
24/7 National hotline for anyone experiencing, or at risk of experiencing, family violence or sexual assault. Also available to friends, family and frontline workers.
1800 737 732

Sources of data:

ABS 2022, Mildura 2021 Census Community Profiles,
<https://www.abs.gov.au/census/find-census-data/community-profiles/2021/LGA24780>

ABS 2022, Births – Australia Data Downloads – Table 3: Births, Summary Local Government Area 2011-2021
<https://www.abs.gov.au/statistics/people/population/births-australia/latest-release>

CrimeStatsVic 2023, Latest Crime Data by Area, – Family Violence Dashboard
<https://www.crimestatistics.vic.gov.au/crime-statistics/latest-crime-data-by-area>

WHV 2021, Victorian Women's Health Atlas Violence Against Women Fact Sheet – Mildura
<https://victorianwomenshealthatlas.net.au/reports%2Ffactsheets%2Fviolence%20Against%20Women%2FMildura%2FVWHAAtlas%20Fact%20Sheet%20Violence%20Against%20Women%20Mildura.pdf>

WHV 2021, Victorian Women's Health Atlas Sexual and Reproductive Health Fact Sheet – Mildura,
<https://victorianwomenshealthatlas.net.au/reports%2Ffactsheets%2Fsexual%20and%20Reproductive%20Health%2FMildura%2FVWHAAtlas%20Fact%20Sheet%20Sexual%20and%20Reproductive%20Health%20Mildura.pdf>

Document last updated in January 2023.

Women's Health

LODDON MALLEE