


Women & Girls in Gannawarra



A snapshot of gender equality in our region.

Population Overview



In 2021, there were 5,368 women and girls living in the Gannawarra Shire region, from a total population 10,682. Of these, 2.5% of women and girls identified as Aboriginal or Torres Strait Islander, while 5.8% were born overseas.

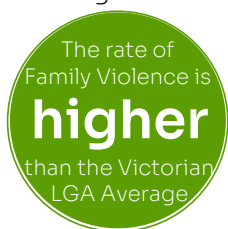
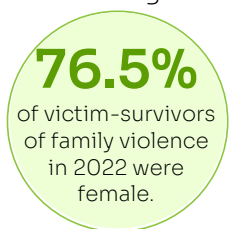
Age distribution of females living in Gannawarra

0-14 years 15-24 years 25-44 years 45-64 years 65+ years



Violence Against Women

Although preventable, gender-based violence and family violence are significant challenges in the Gannawarra Shire.



Sexual & Reproductive Health



86

babies were born in Gannawarra in 2021.

The birth rate was similar to the state average, while the adolescent rate was higher.

61.4
/1000

women of child-bearing age

18.1
/1000

women & girls aged 13-19

Chlamydia was the most diagnosed STI in 2020.

However, the rate was lower than the VIC average.

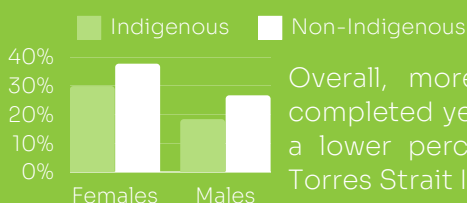


Contraceptive implants (Implanon) are more popular than IUDS amongst women in Gannawarra..

Education



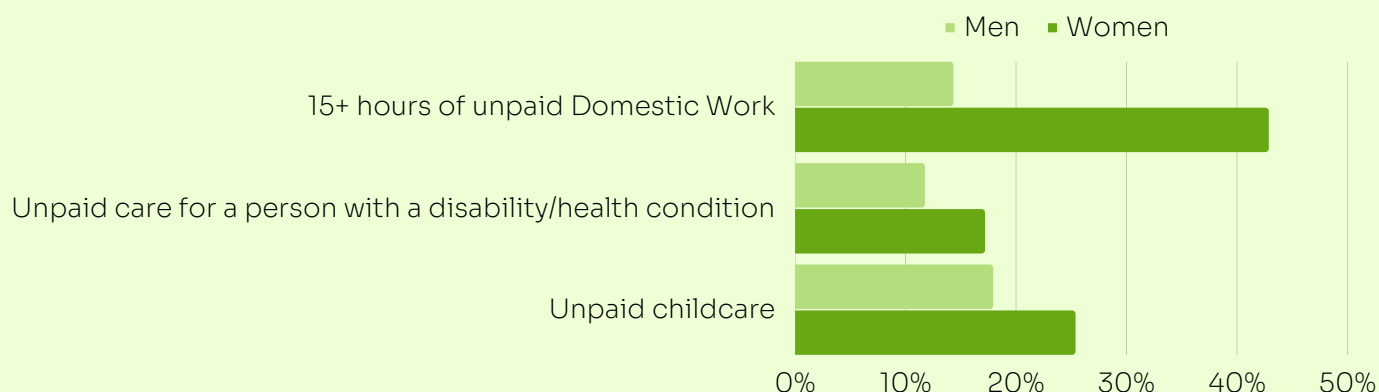
Of all Gannawarra students enrolled in tertiary education, approximately 60.4% were female.



Overall, more females than males have completed year 12 or equivalent. However, a lower percentage of Aboriginal and/or Torres Strait Islanders have completed it.

Care & Unpaid Work

Women in Gannawarra do more care and unpaid work than the men in Gannawarra do. In 2021:



Mental Health & Well-being

Women and girls in Gannawarra experience high rates of mental health and well-being challenges. In 2021:

22.4%

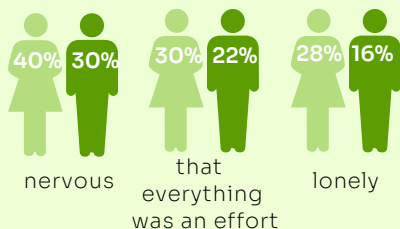
of Aboriginal and/or Torres Strait Islander women & girls

11.8%

of Non-Indigenous women & girls in Gannawarra.

reported living with a long-lasting mental health condition

During COVID-19 lockdowns,, women in Victoria were more likely than men to feel:



Employment

Women in Gannawarra are still not equal in the workplace. In 2021:

63.3% of women had a weekly income of **≤\$799** vs 50.5% of men.

39.1% of women worked **Full-Time** compared to 72.4% of men.

Women represented 31.1% of general **managers** while 68.9% were men.

Perceptions of Safety

When asked how they felt walking home alone at night, only 54% of women in Gannawarra indicated that they felt safe.



Local Council



The current Local Council of Gannawarra includes just 1 woman and 6 men. The position of mayor is currently held by a man.

Useful Resources

Gannawarra Gender Equality Action Plan

<https://www.gannawarra.vic.gov.au/files/assets/public/document-resources/strategic-documents/geap-final-version-29-march-2022.pdf>

Safe and Strong: The Victorian Gender Equality Strategy

https://www.vic.gov.au/sites/default/files/2018-05/Safe-and-Strong-Victorian_Gender_Equality_Strategy.pdf

Change the Story: Our Watch

<https://www.ourwatch.org.au/change-the-story/>

Support Services

The Orange Door in Mallee

9am-5pm Monday-Friday
1800 290 943
14-18 McCallum Street, Swan Hill 3585

Centre for Non-Violence

9am-5pm Monday-Friday
1800 5884292
96/98 Pall Mall, Bendigo 3550

1800 RESPECT

24/7 National hotline for anyone experiencing, or at risk of experiencing, family violence or sexual assault. Also available to friends, family and frontline workers.
1800 737 732

Sources of data:

ABS 2022, Gannawarra 2021 Census Community Profiles,

<https://www.abs.gov.au/census/find-census-data/community-profiles/2021/LGA22250>

ABS 2022, Births - Australia Data Downloads - Table 3: Births, Summary Local Government Area 2011-2021

<https://www.abs.gov.au/statistics/people/population/births-australia/latest-release>

CrimeStatsVic 2023, Latest Crime Data by Area, - Family Violence Dashboard

<https://www.crimestatistics.vic.gov.au/crime-statistics/latest-crime-data-by-area>

WHV 2021, Victorian Women's Health Atlas Violence Against Women Fact Sheet - Gannawarra

<https://victorianwomenshealthatlas.net.au/reports%2Ffactsheets%2FViolence%20Against%20Women%2FGannawarra%2FVWHAtlas%20Fact%20Sheet%20Violence%20Against%20Women%20Gannawarra.pdf>

WHV 2021, Victorian Women's Health Atlas Sexual and Reproductive Health Fact Sheet - Gannawarra

<https://victorianwomenshealthatlas.net.au/reports%2Ffactsheets%2FSexual%20and%20Reproductive%20Health%2FGannawarra%2FVWHAtlas%20Fact%20Sheet%20Sexual%20and%20Reproductive%20Health%20Gannawarra.pdf>

Document last updated in January 2023.

Women's Health

LODDON MALLEE