


Women & Girls in Campaspe Shire



A snapshot of gender equality in our region.

Population Overview



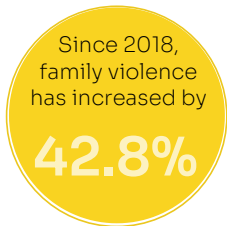
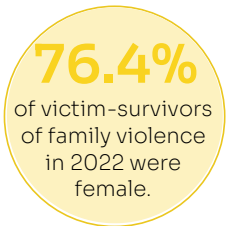
In 2021, there were 19,627 women and girls living in the Campaspe Shire, from a total population 38,732. Of these, 3% of women and girls identified as Aboriginal or Torres Strait Islander, while 8.1% of were born overseas.

Age distribution of females living in the Campaspe Shire



Violence Against Women

Although preventable, gender-based violence and family violence are significant challenges in the Campaspe Shire.



Sexual & Reproductive Health



396

babies were born in Campaspe in 2021.

Both the birth rate and the adolescent birth rate were higher than the state average.

65.9
/1000

women of child-bearing age

17.6
/1000

women & girls aged 13-19

Chlamydia was the most diagnosed STI in 2020.



However, the rate was lower than the VIC average.

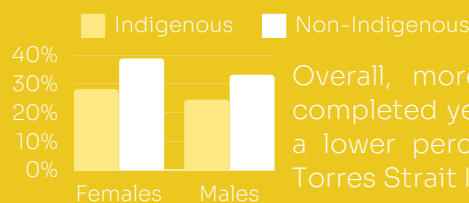


In 2020, the uptake of modern contraception (IUDs and Implanon) was higher than the state LGA average.

Education



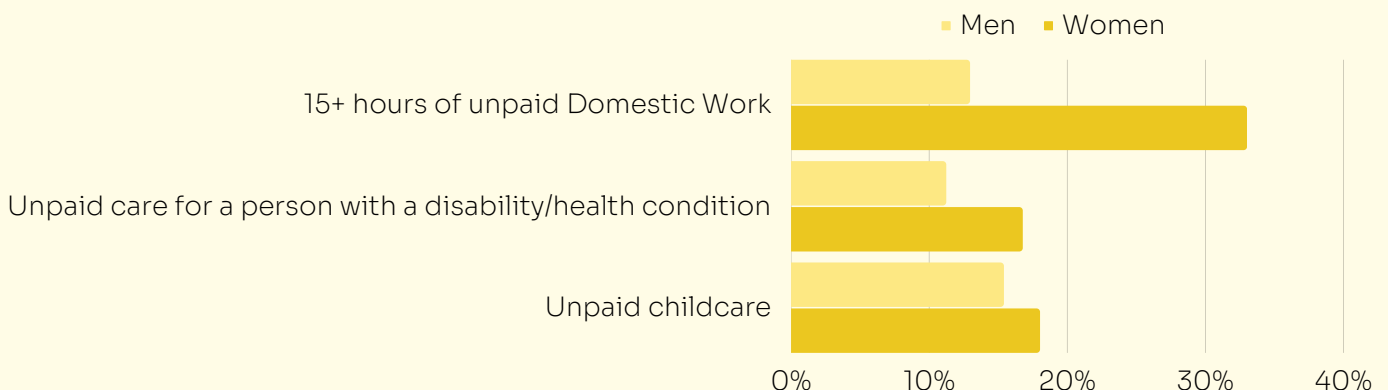
Of all Campaspe students enrolled in tertiary education, approximately 62.9% were female.



Overall, more females than males have completed year 12 or equivalent. However, a lower percentage of Aboriginal and/or Torres Strait Islanders have completed it.

Care & Unpaid Work

Women in Campaspe do more care and unpaid work than the men in Campaspe do. In 2021:



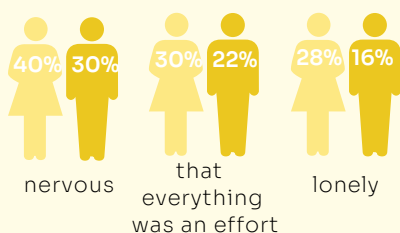
Mental Health & Well-being

Women and girls in Campaspe experience high rates of mental health and well-being challenges. In 2021:

17.8% of Aboriginal and/or Torres Strait Islander women & girls reported living with a long-lasting mental health condition

12.6% of Non-Indigenous women & girls in Campaspe.

During COVID-19 lockdowns,, women in Victoria were more likely than men to feel:



Employment

Women in Campaspe are still not equal in the workplace. In 2021:

59.9% of women had a weekly income of **≤\$799** vs 45.8% of men.

38.3% of women worked **Full-Time** compared to 70.2% of men.

Women represented 34.8% of general **managers** while 65.2% were men.

Perceptions of Safety

When asked how they felt walking home alone at night, only 37.3% of women in Campaspe indicated that they felt safe.



Local Council



The current Local Council of Campaspe includes 3 women and 6 men. The position of mayor is currently held by a man. The position of the mayor hasn't been held by a woman since 2006.

Useful Resources

Campaspe Access and Inclusion Strategy
<https://www.campaspe.vic.gov.au/files/assets/public/strategies-and-plans/access-and-inclusion-strategy.pdf>

Safe and Strong: The Victorian Gender Equality Strategy
<https://www.vic.gov.au/sites/default/files/2018-05/Safe-and-Strong-Victorian-Gender-Equality-Strategy.pdf>

Change the Story: Our Watch
<https://www.ourwatch.org.au/change-the-story/>

Support Services

The Orange Door in Loddon
9am-5pm Monday-Friday
1800 290 943
486 High Street, Echuca 3564

Centre for Non-Violence
9am-5pm Monday-Friday
1800 5884292
96/98 Pall Mall, Bendigo 3550

1800 RESPECT
24/7 National hotline for anyone experiencing, or at risk of experiencing, family violence or sexual assault. Also available to friends, family and frontline workers.
1800 737 732

Sources of data:

ABS 2022, Campaspe 2021 Census Community Profiles,
<https://www.abs.gov.au/census/find-census-data/community-profiles/2021/LGA21370>

ABS 2022, Births - Australia Data Downloads - Table 3: Births, Summary Local Government Area 2011-2021
<https://www.abs.gov.au/statistics/people/population/births-australia/latest-release>

CrimeStatsVic 2023, Latest Crime Data by Area, - Family Violence Dashboard
<https://www.crimestatistics.vic.gov.au/crime-statistics/latest-crime-data-by-area>

WHV 2021, Victorian Women's Health Atlas Violence Against Women Fact Sheet - Campaspe
<https://victorianwomenshealthatlas.net.au/reports%2Ffactsheets%2Fviolence%20Against%20Women%2FCampaspe%2FVWHAtlas%20Fact%20Sheet%20Violence%20Against%20Women%20Campaspe.pdf>

WHV 2021, Victorian Women's Health Atlas Sexual and Reproductive Health Fact Sheet - Campaspe
<https://victorianwomenshealthatlas.net.au/reports%2Ffactsheets%2Fsexual%20and%20Reproductive%20Health%2FCampaspe%2FVWHAtlas%20Fact%20Sheet%20Sexual%20and%20Reproductive%20Health%20Campaspe.pdf>

Document last updated in January 2023.