

Women & Girls in Greater Bendigo

A snapshot of gender equality in our region.



Population Overview



In 2021, there were 62,586 women and girls living in the Greater Bendigo region, from a total population 121,470. Of these, 2.2% of women and girls identified as Aboriginal or Torres Strait Islander, while 15.3% were born overseas.

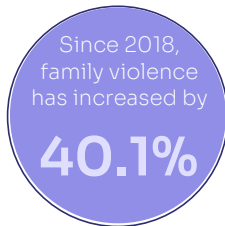
Age distribution of females living in Greater Bendigo

0-14 years 15-24 years 25-44 years 45-64 years 65+ years



Violence Against Women

Although preventable, gender-based violence and family violence are significant challenges in the Greater Bendigo region.



Sexual & Reproductive Health



1459

babies were born in Bendigo during 2021.

Both the birth rate and the adolescent birth rate were higher than the state average.

63.5
/1000

women of child-bearing age

16.8
/1000

women & girls aged 13-19

Chlamydia was the most diagnosed STI in 2020.

However, the rate was lower than the VIC average.

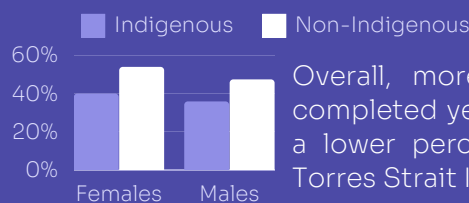


In 2020, the uptake of modern contraception (IUDs and Implanon) was higher than the state LGA average.

Education



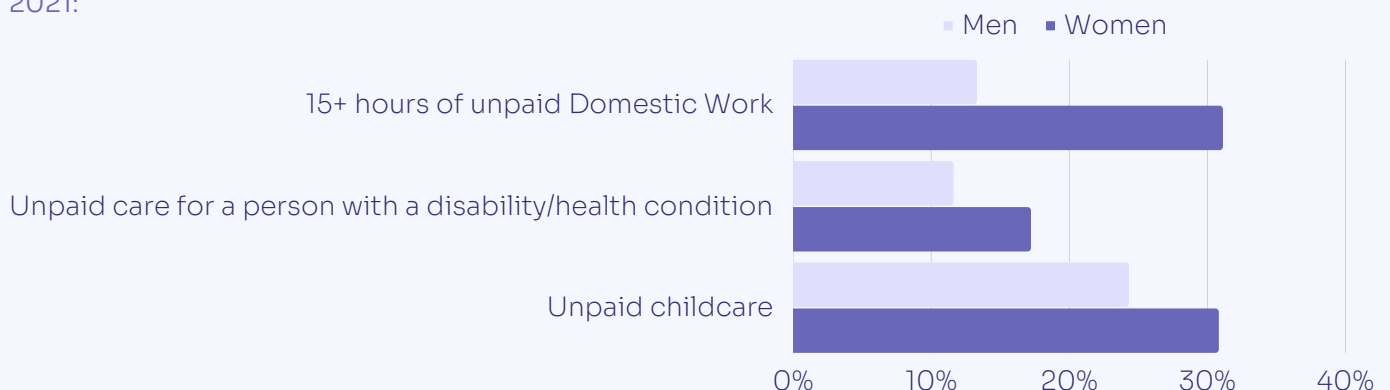
Of all Bendigo students enrolled in tertiary education, approximately 61% were female.



Overall, more females than males have completed year 12 or equivalent. However, a lower percentage of Aboriginal and/or Torres Strait Islanders have completed it.

Care & Unpaid Work

Women in Greater Bendigo do more care and unpaid work than the men in Greater Bendigo do. In 2021:



Mental Health & Well-being

Women and girls in Bendigo experience high rates of mental health and well-being challenges. In 2021:

26.3%


of Aboriginal and/or Torres Strait Islander women & girls

15.6%

of Non-Indigenous women & girls in Bendigo.

reported living with a long-lasting mental health condition

During COVID-19 lockdowns,, women in Victoria were more likely than men to feel:



Employment

Women in Bendigo are still not equal in the workplace. In 2021:

56.5% of women had a weekly income of **≤\$799** vs 42.0% of men.

39.3% of women worked **Full-Time** compared to 67.8% of men.


Women represented **38%** of general **managers** while 62% were men.

Perceptions of Safety

When asked how they felt walking home alone at night, only 34.7% of women in Bendigo indicated that they felt safe.



Local Council



The current Local Council of Greater Bendigo includes 4 women and 5 men. The position of mayor is currently held by a woman - the third consecutive woman to hold this position.

Useful Resources

The Greater Bendigo Gender Equity Strategy

<https://www.bendigohealth.org.au/Assets/Files/Greater-Bendigo-Coalition-Gender-Equity-Strategy.pdf>

Safe and Strong: The Victorian Gender Equality Strategy

<https://www.vic.gov.au/sites/default/files/2018-05/Safe-and-Strong-Victorian-Gender-Equality-Strategy.pdf>

Change the Story: Our Watch

<https://www.ourwatch.org.au/change-the-story/>

Support Services

The Orange Door in Loddon

9am-5pm Monday-Friday
1800 512 359
57 View Street, Bendigo 3550

Centre for Non-Violence

9am-5pm Monday-Friday
1800 5884292
96/98 Pall Mall, Bendigo 3550

1800 RESPECT

24/7 National hotline for anyone experiencing, or at risk of experiencing, family violence or sexual assault. Also available to friends, family and frontline workers.
1800 737 732

Sources of data:

ABS 2022, Greater Bendigo 2021 Census Community Profiles,
<https://www.abs.gov.au/census/find-census-data/community-profiles/2021/LGA22620>

ABS 2022, Births - Australia Data Downloads - Table 3: Births, Summary Local Government Area 2011-2021
<https://www.abs.gov.au/statistics/people/population/births-australia/latest-release>

CrimeStatsVic 2023, Latest Crime Data by Area, - Family Violence Dashboard
<https://www.crimestatistics.vic.gov.au/crime-statistics/latest-crime-data-by-area>

WHV 2021, Victorian Women's Health Atlas Violence Against Women Fact Sheet - Greater Bendigo
<https://victorianwomenshealthatlas.net.au/reports%2Ffactsheets%2FViolence%20Against%20Women%2FGreater%20Bendigo%2FVWHAtlas%20Fact%20Sheet%20Violence%20Against%20Women%20Greater%20Bendigo.pdf>

WHV 2021, Victorian Women's Health Atlas Sexual and Reproductive Health Fact Sheet - Greater Bendigo,
<https://victorianwomenshealthatlas.net.au/reports%2Ffactsheets%2FSexual%20and%20Reproductive%20Health%2FGreater%20Bendigo%2FVWHAtlas%20Fact%20Sheet%20Sexual%20and%20Reproductive%20Health%20Greater%20Bendigo.pdf>

Document last updated in January 2023.

Women's Health

LODDON MALLEE